



# CHORUS 726

## Product specification sheet

**NEW**  
**2013**

The Chorus 726 embodies the affordable traditional high-end loudspeaker: the restyled cabinet, combined with the new design of the cloth frames give these speakers a modern and slender look. Very technologically advanced, the 3-way design combines the exceptional definition of the midrange and the power of the two 6.5" (16.5cm) woofers, providing a great, ample and generous sound for spaces up to 430ft<sup>2</sup> (40m<sup>2</sup>).

New suspension material  
"PORON".  
Smoother sound.

6 1/2" (16.5cm) Polyglass midrange.  
Highly dynamic and detailed midrange.

Two 6 1/2" (16.5cm)  
Polyglass woofers.  
High power handling, more bass.

Aerodynamic port.  
Low distortion.

Restyling of the cabinet  
More contemporary design

Solid MDF construction  
up to 1" (25mm) width.  
Non parallel inner wall structure.

OPC crossover.  
Perfect staging.  
Insulated Focal terminals.

New grille cloth design  
Better integration




Chorus 726, Black Style finish.


### Key features

- Speakers designed and manufactured by Focal.
- Exceptional sound and quality for the price.
- Rosewood, Walnut, Black Style finishes.

Other finishes available




Rosewood



Walnut



Black Style



Type	3-way bass reflex floorstanding loudspeaker
Drivers	Two 6 1/2" (16.5cm) Polyglass woofer 6 1/2" (16.5cm) Polyglass midrange 1" (25mm) TNV2 Al/Mg inverted dome tweeter
Frequency response (+/- 3dB)	49Hz - 28kHz
Low frequency point - 6dB	39Hz
Sensitivity (2.83V / 1m)	91.5dB
Nom. impedance	8 Ohms
Minimum impedance	2.9 Ohms
Recommended amplifier power	40 - 250W
Crossover frequency	300Hz / 3000Hz
Dimensions (HxLxP)	38 15/16 x 8 3/4 x 13 9/16" [989x222x345mm]
Net weight	51.7lbs [23.5kg]